



Louisiana Rice & Grain Stocks Report

Released March 31, 2017

Cooperating with the Louisiana Department of Agriculture and Forestry

5825 Florida Blvd. Baton Rouge, LA 70806

(225) 922-1362 (225) 922-0744 FAX www.nass.usda.gov

This report contains the results from the *2017 March Agricultural, Rice Stocks, and Grain Stocks Surveys*. The data are also posted on our Web site at <http://www.nass.usda.gov/la> and in a more detailed report at <http://www.nass.usda.gov>. Thanks to all who responded to these surveys.

Louisiana March 1, 2017, Rough Rice Stocks Up 13 Percent Compared To March 1, 2016

Louisiana rough rice stocks in all positions on March 1, 2017, totaled 8.20 million hundredweight (cwt), up 13 percent compared to March 1, 2016. Stocks held on farms totaled 2.30 million cwt, compared to 1.70 million cwt last year. Off-farm stocks totaled 5.90 million cwt, up 6 percent from last year.

Rice: Stocks by Position, Selected States and U.S., March 1, 2016-2017

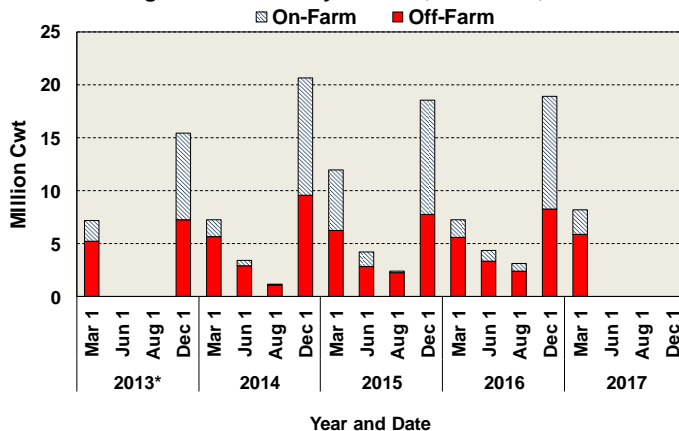
| Class & State | On Farms | | Off Farms ¹ | | Total, All Positions | |
|--------------------------------|------------------|--------------|------------------------|--------------|----------------------|--------------|
| | 2016 | 2017 | 2016 | 2017 | 2016 | 2017 |
| Rough Rice | <i>1,000 Cwt</i> | | | | | |
| Arkansas | 11,100 | 11,500 | 48,896 | 43,397 | 59,996 | 54,897 |
| California | 1,815 | 2,020 | 28,080 | 26,495 | 29,895 | 28,515 |
| Louisiana | 1,700 | 2,300 | 5,573 | 5,902 | 7,273 | 8,202 |
| Mississippi | 1,600 | 2,800 | 1,367 | 1,371 | 2,967 | 4,171 |
| Missouri | (D) | (D) | (D) | (D) | 4,105 | 5,052 |
| Texas | (D) | (D) | (D) | (D) | 4,526 | 6,732 |
| United States | 18,255 | 21,600 | 90,507 | 85,969 | 108,762 | 107,569 |
| Milled Rice² | | | | | | |
| Arkansas | | | 2,199 | 2,364 | 2,199 | 2,364 |
| California | | | 2,646 | 1,937 | 2,646 | 1,937 |
| Louisiana | | | (D) | (D) | (D) | (D) |
| Mississippi | | | (D) | (D) | (D) | (D) |
| Missouri | | | (D) | (D) | (D) | (D) |
| Texas | | | 685 | 648 | 685 | 648 |
| United States | | | 6,135 | 6,220 | 6,135 | 6,220 |

¹ Includes stocks at mills, elevators, warehouses, ports, and in transit.

² Stocks of milled rice on farms are not estimated.

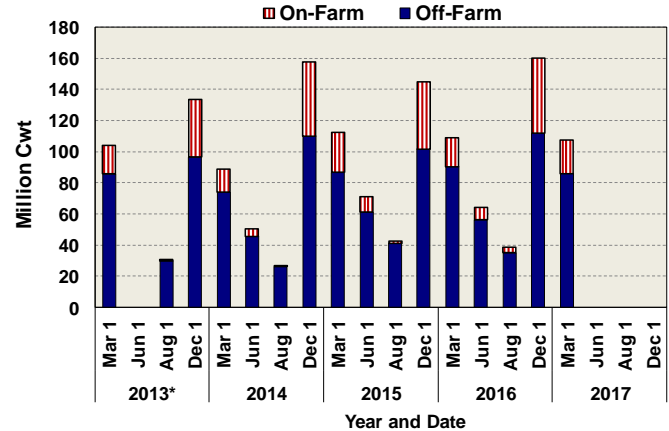
(D) Data not published to avoid disclosure of individual operations.

Rough Rice: Stocks by Position, Louisiana, 2013-2017



*Data unavailable for June 1 and August 1, 2013

Rough Rice: Stocks by Position, U.S., 2013-2017



*Data unavailable for June 1, 2013

March 1, 2017, Grain Stocks

Louisiana corn stocks at off-farm grain storage facilities on March 1, 2017, totaled 28.2 million bushels, down slightly from March 1, 2016. **Soybeans** at off-farm storage facilities totaled 6.20 million bushels, up 18 percent from a year earlier. **All Wheat** at off-farm storage facilities totaled 4.29 million bushels, down 10 percent from a year earlier.

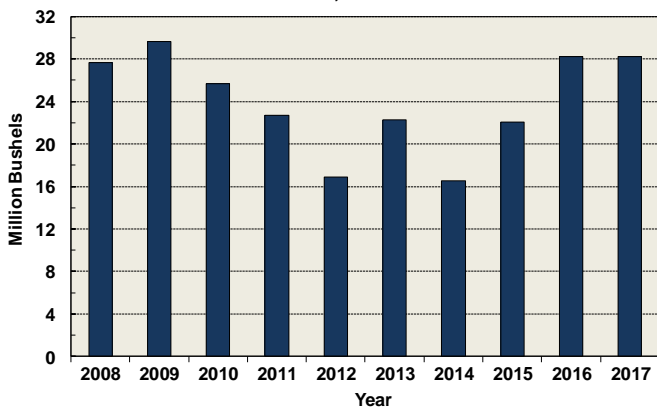
Grain Stocks: By Position, Louisiana and U.S., March 1, 2016-2017

| Crop | On Farms | | Off Farms ¹ | | Total, All Positions | |
|----------------------|----------------------|-----------|------------------------|-----------|----------------------|-----------|
| | 2016 | 2017 | 2016 | 2017 | 2016 | 2017 |
| | <i>1,000 Bushels</i> | | | | | |
| Louisiana | | | | | | |
| Corn | (D) | (D) | 28,247 | 28,214 | (D) | (D) |
| Oats | (D) | (D) | (D) | (D) | (D) | (D) |
| Sorghum | (D) | (D) | 801 | 500 | (D) | (D) |
| Soybeans | (D) | (D) | 5,271 | 6,200 | (D) | (D) |
| Wheat, All | (D) | (D) | 4,786 | 4,289 | (D) | (D) |
| United States | | | | | | |
| Corn | 4,335,000 | 4,908,000 | 3,487,233 | 3,708,234 | 7,822,233 | 8,616,243 |
| Oats | 26,800 | 22,320 | 48,429 | 40,838 | 75,229 | 63,158 |
| Sorghum | 25,000 | 21,250 | 176,584 | 159,092 | 201,584 | 180,342 |
| Soybeans | 727,500 | 668,500 | 803,406 | 1,066,175 | 1,530,906 | 1,734,675 |
| Wheat, All | 319,800 | 349,500 | 1,051,862 | 1,305,822 | 1,371,662 | 1,655,322 |

¹ Includes stocks at mills, elevators, warehouses, terminals, and processors.

(D) Data not published to avoid disclosure of individual operations.

**Corn: Stocks at Off-Farm Facilities, Louisiana
March 1, 2008 - 2017**



**Soybeans: Stocks at Off-Farm Facilities, Louisiana
March 1, 2008 - 2017**

