

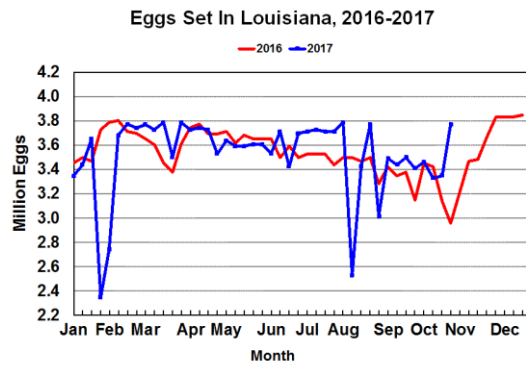
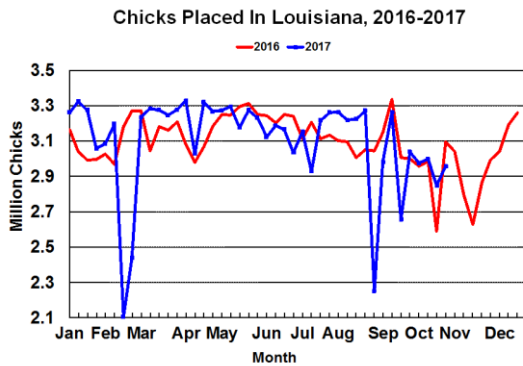


Cooperating with the Louisiana Department of Agriculture and Forestry  
5825 Florida Blvd · Baton Rouge, LA 70806  
(225) 922-1362 · (225) 922-0744 FAX · [www.nass.usda.gov/la](http://www.nass.usda.gov/la)

### Louisiana Chick Placements Down 4 Percent from Last Year

Broiler-type chicks placed for meat production in Louisiana were 2.96 million during the week ending October 28, 2017. Placements were down 4 percent from the comparable week in 2016 but up 4 percent from the previous week.

Louisiana hatcheries set 3.77 million broiler-type eggs during the week ending October 28, 2017, up 28 percent from the same period last year and up 13 percent from the previous week.



Broiler Eggs Set and Chicks Placed in 19 Major States by Week, September 30, 2017 - October 28, 2017										
State	Eggs Set					Chicks Placed				
	Week Ending					Week Ending				
	30-Sep	7-Oct	14-Oct	21-Oct	28-Oct	30-Sep	7-Oct	14-Oct	21-Oct	28-Oct
	1,000 eggs					1,000 chicks				
Alabama	29,042	26,875	29,519	28,966	27,883	22,032	21,689	21,808	21,334	19,767
Arkansas	23,852	23,327	21,974	22,563	21,687	23,086	20,111	19,851	20,100	22,020
Delaware	4,704	4,676	4,816	4,704	4,676	6,362	4,718	6,395	5,608	5,459
Florida	1,221	1,223	1,223	1,225	1,222	1,432	1,193	1,314	1,312	1,226
Georgia	33,843	31,990	31,921	34,173	33,916	26,770	27,342	27,428	26,768	23,852
Kentucky	7,971	7,484	7,754	7,629	7,088	6,192	5,848	5,410	6,044	6,538
Louisiana	3,500	3,409	3,461	3,329	3,636	2,657	3,039	2,974	2,998	2,857
Maryland	8,227	8,228	8,220	8,216	8,223	4,305	6,033	4,219	6,367	5,938
Mississippi	18,220	17,082	16,632	16,461	17,592	14,451	14,571	14,831	15,570	14,372
Missouri	7,398	7,442	8,191	7,911	7,458	5,941	6,519	5,626	5,809	4,867
N. Carolina	21,920	21,562	20,935	21,333	21,635	16,104	16,555	17,133	17,352	17,709
Oklahoma	7,583	7,573	7,521	7,111	7,248	3,611	3,453	4,773	5,749	4,351
Pennsylvania	4,492	4,457	4,604	4,642	4,675	3,830	3,845	3,560	3,283	3,482
S. Carolina	5,915	5,572	5,702	5,917	5,638	5,745	4,492	4,422	4,698	4,855
Texas	16,204	15,444	14,805	15,349	15,309	12,495	12,794	12,213	13,277	12,750
Virginia	6,536	6,367	6,401	6,562	6,509	5,771	5,749	5,027	5,262	5,592
CA, TN & WV	11,853	11,767	12,473	11,980	10,964	10,102	9,303	9,646	10,511	9,887
19 State Total	212,481	204,478	206,152	208,071	205,359	170,886	167,254	166,630	172,042	165,522
% of Prev. Year	103	102	102	103	102	102	102	102	102	101
Other States	8,647	9,318	9,008	8,988	9,156	7,345	7,187	7,394	6,628	6,884
<b>U.S. Total</b>	<b>221,128</b>	<b>213,796</b>	<b>215,160</b>	<b>217,059</b>	<b>214,515</b>	<b>178,231</b>	<b>174,441</b>	<b>174,024</b>	<b>178,670</b>	<b>172,406</b>


Revisions made to the previous four-week's data during the current week are published in this report.

### Broiler-Type Eggs Set in the United States Up 4 Percent



Hatcheries in the United States weekly program set 220 million eggs in incubators during the week ending October 28, 2017, up 4 percent from a year ago. Hatcheries in the 19 State weekly program set 211 million eggs in incubators during the week ending October 28, 2017, up 4 percent from the year earlier. Average hatchability for chicks hatched during the week in the United States was 83 percent. Average hatchability is calculated by dividing chicks hatched during the week by eggs set three weeks earlier.

### Broiler-Type Chicks Placed in the United States Up 1 Percent

Broiler growers in the United States weekly program placed 174 million chicks for meat production during the week ending October 28, 2017, up 1 percent from a year ago. Broiler growers in the 19 State weekly program placed 167 million chicks for meat production during the week ending October 28, 2017, up 1 percent from the year earlier. Cumulative placements from the week ending January 7, 2017 through October 28, 2017 for the United States were 7.77 billion. Cumulative placements were up 2 percent from the same period a year earlier.



**Coming this December.**  
Your response will shape the future of your operation, community, and industry.  
[www.agcensus.usda.gov](http://www.agcensus.usda.gov)

   
U.S. Department of Agriculture  
National Agricultural Statistics Service