

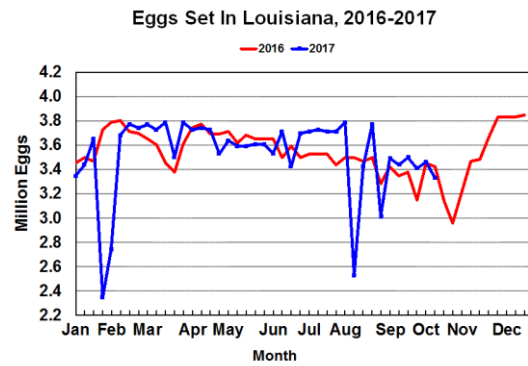
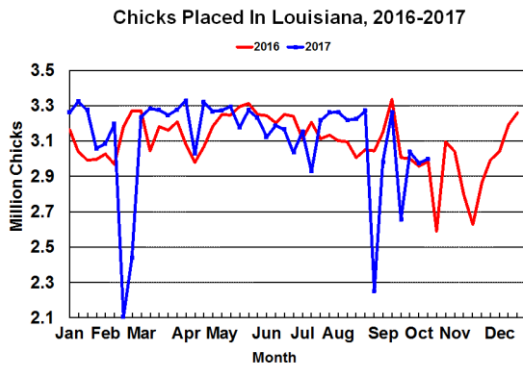


Cooperating with the Louisiana Department of Agriculture and Forestry
5825 Florida Blvd · Baton Rouge, LA 70806
(225) 922-1362 · (225) 922-0744 FAX · www.nass.usda.gov/la

Louisiana Chick Placements Up Slightly from Last Year

Broiler-type chicks placed for meat production in Louisiana were 3.00 million during the week ending October 14, 2017. Placements were up slightly from the comparable week in 2016 and up 1 percent from the previous week.

Louisiana hatcheries set 3.33 million broiler-type eggs during the week ending October 14, 2017, down 3 percent from the same period last year and down 4 percent from the previous week.



Broiler Eggs Set and Chicks Placed in 19 Major States by Week, September 16, 2017 - October 14, 2017										
State	Eggs Set					Chicks Placed				
	Week Ending					Week Ending				
	16-Sep	23-Sep	30-Sep	7-Oct	14-Oct	16-Sep	23-Sep	30-Sep	7-Oct	14-Oct
	1,000 eggs					1,000 chicks				
Alabama	29,481	29,042	26,817	29,519	28,966	22,651	22,031	21,688	21,808	21,334
Arkansas	22,519	23,852	23,327	21,974	22,563	22,635	23,086	20,111	19,851	20,649
Delaware	4,745	4,704	4,676	4,816	4,784	4,868	6,362	4,717	6,395	5,488
Florida	1,224	1,221	1,223	1,223	1,225	1,164	1,432	1,194	1,314	1,312
Georgia	34,157	33,843	31,990	31,921	34,233	27,722	26,773	27,345	27,429	26,782
Kentucky	6,933	7,971	7,484	7,754	7,629	6,253	6,194	5,850	5,411	6,045
Louisiana	3,440	3,500	3,409	3,461	3,329	3,261	2,657	3,038	2,974	2,998
Maryland	7,309	8,227	8,228	8,220	8,216	6,180	4,305	6,033	4,219	6,268
Mississippi	17,324	18,220	17,082	16,632	16,609	15,157	14,451	14,571	14,831	15,523
Missouri	7,585	7,398	7,442	8,191	7,911	6,494	5,941	6,519	5,626	5,809
N. Carolina	21,292	21,920	21,571	20,935	21,463	17,126	16,100	16,556	17,133	17,397
Oklahoma	7,409	7,583	7,573	7,521	7,038	3,483	3,611	3,453	4,773	5,078
Pennsylvania	4,740	4,481	4,561	4,622	4,688	4,013	3,786	3,823	3,541	3,308
S. Carolina	5,709	5,915	5,572	5,702	5,917	4,563	5,744	4,492	4,422	4,698
Texas	14,666	16,204	15,444	14,805	15,467	13,277	12,496	12,794	12,213	13,312
Virginia	6,528	6,536	6,367	6,401	6,562	5,635	5,771	5,750	5,028	5,237
CA, TN & WV	11,188	11,853	11,802	12,473	11,980	10,123	10,100	9,303	9,646	10,531
19 State Total	206,249	212,470	204,568	206,170	208,580	174,605	170,840	167,237	166,614	171,769
% of Prev. Year	104	103	102	102	104	102	102	102	102	101
Other States	9,434	8,783	9,243	9,008	8,958	7,508	7,343	7,205	7,308	6,739
U.S. Total	215,683	221,253	213,811	215,178	217,538	182,113	178,183	174,442	173,922	178,508


Revisions made to the previous four-week's data during the current week are published in this report.

Broiler-Type Eggs Set in the United States Up 4 Percent



Hatcheries in the United States weekly program set 218 million eggs in incubators during the week ending October 14, 2017, up 4 percent from a year ago. Hatcheries in the 19 State weekly program set 209 million eggs in incubators during the week ending October 14, 2017, up 4 percent from the year earlier. Average hatchability for chicks hatched during the week in the United States was 83 percent. Average hatchability is calculated by dividing chicks hatched during the week by eggs set three weeks earlier.

Broiler-Type Chicks Placed in the United States Up 2 Percent

Broiler growers in the United States weekly program placed 179 million chicks for meat production during the week ending October 14, 2017, up 2 percent from a year ago. Broiler growers in the 19 State weekly program placed 172 million chicks for meat production during the week ending October 14, 2017, up 1 percent from the year earlier. Cumulative placements from the week ending January 7, 2017 through October 14, 2017 for the United States were 7.42 billion. Cumulative placements were up 2 percent from the same period a year earlier.



Coming this December.
Your response will shape the future of your operation, community, and industry.
www.agcensus.usda.gov

U.S. Department of Agriculture
National Agricultural Statistics Service