

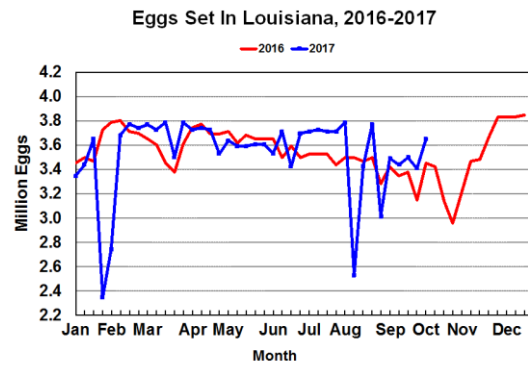
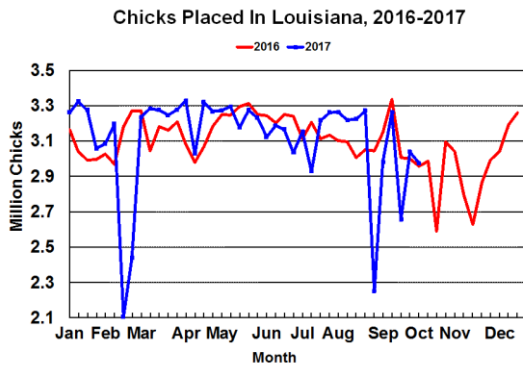


Cooperating with the Louisiana Department of Agriculture and Forestry
5825 Florida Blvd · Baton Rouge, LA 70806
(225) 922-1362 · (225) 922-0744 FAX · www.nass.usda.gov/la

Louisiana Chick Placements Up 1 Percent from Last Year

Broiler-type chicks placed for meat production in Louisiana were 2.97 million during the week ending October 7, 2017. Placements were up 1 percent from the comparable week in 2016 but down 2 percent from the previous week.

Louisiana hatcheries set 3.65 million broiler-type eggs during the week ending October 7, 2017, up 6 percent from the same period last year and up 7 percent from the previous week.



Broiler Eggs Set and Chicks Placed in 19 Major States by Week, September 9, 2017 - October 7, 2017										
State	Eggs Set					Chicks Placed				
	Week Ending					Week Ending				
	9-Sep	16-Sep	23-Sep	30-Sep	7-Oct	9-Sep	16-Sep	23-Sep	30-Sep	7-Oct
			1,000 eggs					1,000 chicks		
Alabama	29,132	29,481	29,348	26,817	29,577	22,136	22,651	21,931	21,598	21,850
Arkansas	21,484	22,519	23,852	23,327	21,940	22,260	22,635	23,086	20,111	19,882
Delaware	4,978	4,745	4,704	4,676	4,816	5,251	4,868	6,362	4,717	5,375
Florida	1,223	1,224	1,221	1,223	1,223	1,279	1,164	1,432	1,194	1,314
Georgia	34,015	34,157	34,122	31,990	31,921	28,058	27,722	26,773	27,345	27,439
Kentucky	6,921	6,933	7,971	7,484	7,754	6,116	6,253	6,194	5,850	5,411
Louisiana	3,491	3,440	3,500	3,409	3,651	2,981	3,261	2,657	3,038	2,974
Maryland	8,225	7,309	8,227	8,228	8,220	6,619	6,180	4,305	6,032	5,260
Mississippi	17,413	17,324	18,220	17,082	16,632	14,802	15,157	14,552	14,674	14,784
Missouri	8,285	7,585	7,398	7,442	8,191	6,717	6,494	5,941	6,519	5,631
N. Carolina	20,433	21,292	22,014	21,727	21,604	17,313	17,126	16,072	16,555	17,088
Oklahoma	6,943	7,409	7,583	7,573	7,521	3,328	3,483	3,611	3,453	4,773
Pennsylvania	4,816	4,671	4,476	4,899	4,826	3,761	4,013	3,918	3,853	3,499
S. Carolina	5,382	5,709	5,915	5,572	5,702	5,048	4,563	5,744	4,492	4,422
Texas	15,683	14,666	16,204	15,444	14,805	12,934	13,277	12,496	12,794	12,224
Virginia	6,503	6,528	6,536	6,367	6,401	5,264	5,635	5,771	5,725	5,160
CA, TN & WV	12,225	12,141	12,424	12,086	12,931	10,758	10,354	10,729	10,074	10,334
19 State Total	207,152	207,133	213,715	205,346	207,715	174,625	174,836	171,574	168,024	167,420
% of Prev. Year	103	104	103	103	103	102	102	103	102	103
Other States	9,327	9,434	8,798	9,243	9,008	7,768	7,508	7,343	7,215	7,321
U.S. Total	216,479	216,567	222,513	214,589	216,723	182,393	182,344	178,917	175,239	174,741


Revisions made to the previous four-week's data during the current week are published in this report.

Broiler-Type Eggs Set in the United States Up 3 Percent



Hatcheries in the United States weekly program set 217 million eggs in incubators during the week ending October 7, 2017, up 3 percent from a year ago. Hatcheries in the 19 State weekly program set 208 million eggs in incubators during the week ending October 7, 2017, up 3 percent from the year earlier. Average hatchability for chicks hatched during the week in the United States was 83 percent. Average hatchability is calculated by dividing chicks hatched during the week by eggs set three weeks earlier.

Broiler-Type Chicks Placed in the United States Up 3 Percent

Broiler growers in the United States weekly program placed 175 million chicks for meat production during the week ending October 7, 2017, up 3 percent from a year ago. Broiler growers in the 19 State weekly program placed 167 million chicks for meat production during the week ending October 7, 2017, up 3 percent from the year earlier. Cumulative placements from the week ending January 7, 2017 through October 7, 2017 for the United States were 7.24 billion. Cumulative placements were up 2 percent from the same period a year earlier.



Coming this December.
Your response will shape the future of your operation, community, and industry.
www.agcensus.usda.gov

 
U.S. Department of Agriculture
National Agricultural Statistics Service