

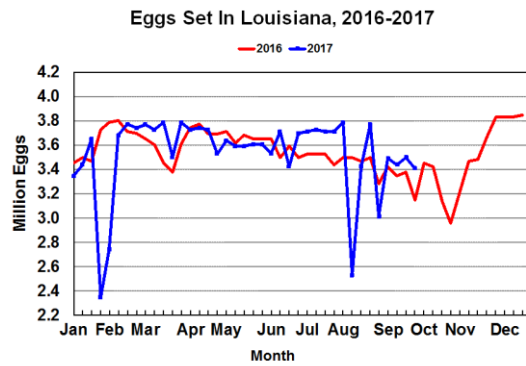
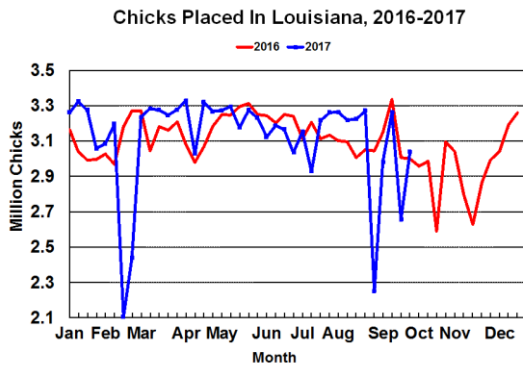


Cooperating with the Louisiana Department of Agriculture and Forestry
5825 Florida Blvd · Baton Rouge, LA 70806
(225) 922-1362 · (225) 922-0744 FAX · www.nass.usda.gov/la

Louisiana Chick Placements Up 1 Percent from Last Year

Broiler-type chicks placed for meat production in Louisiana were 3.04 million during the week ending September 30, 2017. Placements were up 1 percent from the comparable week in 2016 and up 14 percent from the previous week.

Louisiana hatcheries set 3.41 million broiler-type eggs during the week ending September 30, 2017, up 8 percent from the same period last year but down 3 percent from the previous week.



Broiler Eggs Set and Chicks Placed in 19 Major States by Week, September 2, 2017 - September 30, 2017										
State	Eggs Set					Chicks Placed				
	Week Ending					Week Ending				
	2-Sep	9-Sep	16-Sep	23-Sep	30-Sep	2-Sep	9-Sep	16-Sep	23-Sep	30-Sep
	1,000 eggs					1,000 chicks				
Alabama	29,410	29,132	29,481	29,348	26,817	22,266	22,136	22,651	21,931	21,625
Arkansas	23,768	21,484	22,522	23,852	23,327	22,522	22,260	22,635	23,086	20,080
Delaware	4,979	4,978	4,745	4,704	4,676	3,980	5,251	4,696	5,871	4,307
Florida	1,225	1,223	1,224	1,221	1,223	1,319	1,279	1,164	1,432	1,194
Georgia	34,320	34,015	34,157	34,122	31,990	27,633	28,058	27,722	26,773	27,364
Kentucky	7,685	6,921	6,933	7,971	7,484	6,505	6,116	6,253	6,194	5,850
Louisiana	3,016	3,491	3,440	3,500	3,409	2,252	2,981	3,261	2,657	3,038
Maryland	8,215	8,225	7,309	8,227	8,228	7,372	6,620	6,281	4,729	6,433
Mississippi	17,108	17,413	17,324	18,220	17,414	15,128	14,802	15,157	14,552	14,838
Missouri	8,300	8,285	7,585	7,398	7,442	5,572	6,717	6,494	5,941	6,519
N. Carolina	21,310	20,433	21,292	22,014	21,487	17,559	17,313	17,126	16,072	16,540
Oklahoma	8,013	6,943	7,409	7,583	7,573	4,347	3,328	3,483	3,611	3,488
Pennsylvania	5,035	5,056	4,965	4,917	4,998	3,762	3,769	3,949	3,905	4,016
S. Carolina	5,693	5,382	5,709	5,915	5,572	5,688	5,048	4,563	5,744	4,492
Texas	15,276	15,683	14,666	16,204	15,414	13,186	12,934	13,277	12,496	12,780
Virginia	6,299	6,503	6,528	6,536	6,367	5,835	5,263	5,685	5,776	5,735
CA, TN & WV	12,020	12,225	12,271	12,424	12,086	10,304	10,741	10,403	10,789	10,091
19 State Total	211,672	207,392	207,560	214,156	205,507	175,230	174,616	174,800	171,559	168,390
% of Prev. Year	103	103	104	104	103	102	102	102	103	102
Other States	9,580	9,362	9,543	8,844	9,291	7,244	7,766	7,520	7,363	7,256
U.S. Total	221,252	216,754	217,103	223,000	214,798	182,474	182,382	182,320	178,922	175,646


Revisions made to the previous four-week's data during the current week are published in this report.

Broiler-Type Eggs Set in the United States Up 3 Percent



Hatcheries in the United States weekly program set 215 million eggs in incubators during the week ending September 30, 2017, up 3 percent from a year ago. Hatcheries in the 19 State weekly program set 206 million eggs in incubators during the week ending September 30, 2017, up 3 percent from the year earlier. Average hatchability for chicks hatched during the week in the United States was 83 percent. Average hatchability is calculated by dividing chicks hatched during the week by eggs set three weeks earlier.

Broiler-Type Chicks Placed in the United States Up 3 Percent

Broiler growers in the United States weekly program placed 176 million chicks for meat production during the week ending September 30, 2017, up 3 percent from a year ago. Broiler growers in the 19 State weekly program placed 168 million chicks for meat production during the week ending September 30, 2017, up 2 percent from the year earlier. Cumulative placements from the week ending January 7, 2017 through September 30, 2017 for the United States were 7.07 billion. Cumulative placements were up 2 percent from the same period a year earlier.



Coming this December.
Your response will shape the future of your operation, community, and industry.
www.agcensus.usda.gov

 
U.S. Department of Agriculture
National Agricultural Statistics Service