

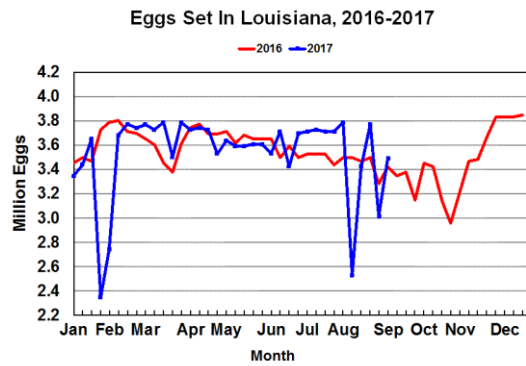
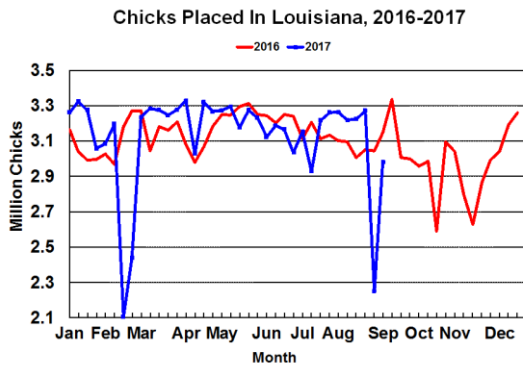


Cooperating with the Louisiana Department of Agriculture and Forestry
5825 Florida Blvd · Baton Rouge, LA 70806
(225) 922-1362 · (225) 922-0744 FAX · www.nass.usda.gov/la

Louisiana Chick Placements Down 5 Percent from Last Year

Broiler-type chicks placed for meat production in Louisiana were 2.98 million during the week ending September 9, 2017. Placements were down 5 percent from the comparable week in 2016 but up 32 percent from the previous week.

Louisiana hatcheries set 3.49 million broiler-type eggs during the week ending September 9, 2017, up 2 percent from the same period last year and up 16 percent from the previous week.



Broiler Eggs Set and Chicks Placed in 19 Major States by Week, August 12, 2017 - September 9, 2017										
State	Eggs Set					Chicks Placed				
	Week Ending					Week Ending				
	12-Aug	19-Aug	26-Aug	2-Sep	9-Sep	12-Aug	19-Aug	26-Aug	2-Sep	9-Sep
	1,000 eggs					1,000 chicks				
Alabama	30,384	30,065	30,351	29,308	29,312	23,183	22,566	21,340	22,262	22,042
Arkansas	23,527	23,810	23,707	23,768	21,726	21,924	22,720	21,505	22,522	22,255
Delaware	5,115	5,118	5,001	4,979	4,978	5,602	6,130	5,227	4,268	5,205
Florida	1,225	1,225	1,225	1,225	1,223	1,261	1,341	1,327	1,319	1,280
Georgia	35,022	34,870	35,044	34,320	34,293	28,030	27,737	28,872	27,633	28,188
Kentucky	7,732	7,858	7,782	7,685	6,921	6,368	5,845	5,718	6,504	6,114
Louisiana	2,532	3,424	3,772	3,016	3,491	3,219	3,224	3,271	2,252	2,981
Maryland	8,225	8,226	8,225	8,215	8,225	6,427	5,844	6,265	7,010	6,608
Mississippi	17,736	17,676	17,829	17,108	17,413	15,235	15,182	14,814	15,124	14,766
Missouri	8,452	8,315	8,298	8,300	8,285	5,864	6,037	5,967	5,568	6,717
N. Carolina	22,385	22,175	21,471	21,310	21,164	17,570	17,628	18,051	17,559	17,307
Oklahoma	7,396	7,907	7,308	8,013	6,943	4,777	3,796	5,398	4,347	3,328
Pennsylvania	4,450	4,526	4,626	4,605	4,656	4,001	3,951	3,754	3,568	3,620
S. Carolina	5,660	5,508	5,744	5,746	5,538	4,471	4,822	4,109	5,619	4,900
Texas	16,254	15,809	16,392	15,276	15,683	13,594	13,899	13,715	13,183	12,926
Virginia	6,432	6,573	6,456	6,299	6,503	5,345	5,353	5,851	5,865	5,312
CA, TN & WV	12,283	13,090	12,231	12,055	12,260	10,176	10,619	12,148	10,276	10,713
19 State Total	214,810	216,175	215,462	211,228	208,614	177,047	176,694	177,332	174,879	174,262
% of Prev. Year	103	104	103	103	104	103	104	103	102	102
Other States	9,637	9,753	9,657	9,507	9,354	7,367	7,374	7,331	7,221	7,825
U.S. Total	224,447	225,928	225,119	220,735	217,968	184,414	184,068	184,663	182,100	182,087


Revisions made to the previous four-week's data during the current week are published in this report.

Broiler-Type Eggs Set in the United States Up 4 Percent



Hatcheries in the United States weekly program set 218 million eggs in incubators during the week ending September 9, 2017, up 4 percent from a year ago. Hatcheries in the 19 State weekly program set 209 million eggs in incubators during the week ending September 9, 2017, up 4 percent from the year earlier. Average hatchability for chicks hatched during the week in the United States was 83 percent. Average hatchability is calculated by dividing chicks hatched during the week by eggs set three weeks earlier.

Broiler-Type Chicks Placed in the United States Up 3 Percent

Broiler growers in the United States weekly program placed 182 million chicks for meat production during the week ending September 9, 2017, up 3 percent from a year ago. Broiler growers in the 19 State weekly program placed 174 million chicks for meat production during the week ending September 9, 2017, up 2 percent from the year earlier. Cumulative placements from the week ending January 7, 2017 through September 9, 2017 for the United States were 6.53 billion. Cumulative placements were up 2 percent from the same period a year earlier.



Coming this December.
Your response will shape the future of your operation, community, and industry.
www.agcensus.usda.gov

 
U.S. Department of Agriculture
National Agricultural Statistics Service