

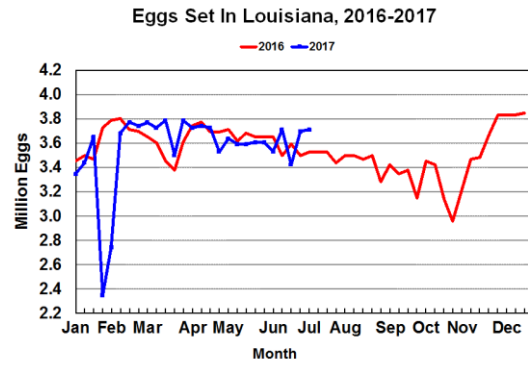
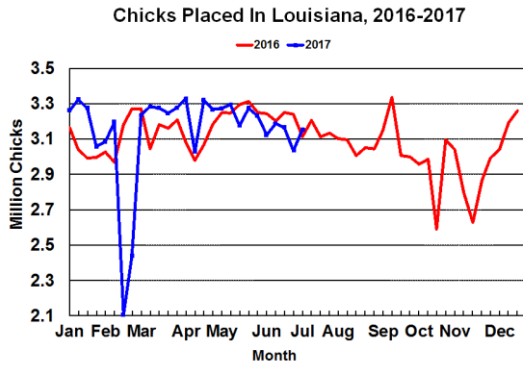


Cooperating with the Louisiana Department of Agriculture and Forestry
5825 Florida Blvd · Baton Rouge, LA 70806
(225) 922-1362 · (225) 922-0744 FAX · www.nass.usda.gov/la

Louisiana Chick Placements Up 1 Percent from Last Year

Broiler-type chicks placed for meat production in Louisiana were 3.15 million during the week ending July 8, 2017. Placements were up 1 percent from the comparable week in 2016 and up 4 percent from the previous week.

Louisiana hatcheries set 3.71 million broiler-type eggs during the week ending July 8, 2017, up 5 percent from the same period last year and up slightly from the previous week.



Broiler Eggs Set and Chicks Placed in 19 Major States by Week, June 10, 2017 - July 8, 2017

State	Eggs Set					Chicks Placed				
	Week Ending					Week Ending				
	10-Jun	17-Jun	24-Jun	1-Jul	8-Jul	10-Jun	17-Jun	24-Jun	1-Jul	8-Jul
	1,000 eggs					1,000 chicks				
Alabama	30,251	29,736	30,039	30,211	30,696	22,067	22,489	22,301	22,309	22,640
Arkansas	23,843	22,740	22,893	22,259	23,248	20,333	22,133	22,641	21,315	21,878
Delaware	5,071	4,987	4,962	5,029	4,957	5,028	4,691	5,045	6,873	5,397
Florida	1,225	1,222	1,224	1,224	1,190	1,321	1,358	1,491	1,323	1,352
Georgia	35,259	35,007	35,229	34,564	34,999	29,041	27,430	28,307	27,558	27,224
Kentucky	7,619	7,379	7,806	7,620	7,731	5,612	5,542	6,574	6,405	6,077
Louisiana	3,531	3,712	3,424	3,697	3,712	3,122	3,187	3,166	3,034	3,154
Maryland	8,224	8,256	8,231	8,110	8,226	6,715	6,803	6,421	4,726	6,309
Mississippi	18,208	17,541	17,552	17,982	17,829	15,443	15,400	15,288	15,369	14,673
Missouri	8,370	8,404	8,409	8,280	8,013	6,666	5,386	5,927	5,657	5,690
N. Carolina	22,498	22,423	22,025	21,826	22,367	16,728	16,581	17,193	17,579	17,993
Oklahoma	7,318	7,517	7,551	7,616	7,504	4,909	4,656	3,886	5,453	4,174
Pennsylvania	4,560	4,871	4,831	4,783	4,727	3,718	3,662	3,720	3,703	3,888
S. Carolina	5,766	5,599	5,712	5,773	5,706	5,306	5,974	4,400	5,356	5,343
Texas	16,227	15,982	16,392	16,330	16,521	13,327	13,272	13,248	13,208	13,073
Virginia	6,562	6,548	6,555	6,536	6,549	5,313	5,750	5,967	5,842	5,736
CA, TN & WV	12,834	12,521	12,028	12,386	12,644	10,700	12,108	10,248	11,076	10,483
19 State Total	217,366	214,445	214,863	214,226	216,619	175,349	176,422	175,823	176,786	175,084
% of Prev. Year	103	103	102	103	103	101	101	102	101	102
Other States	9,756	9,716	9,637	9,434	9,652	7,655	7,177	7,234	7,598	7,368
U.S. Total	227,122	224,161	224,500	223,660	226,271	183,004	183,599	183,057	184,384	182,452


Revisions made to the previous four-week's data during the current week are published in this report.

Broiler-Type Eggs Set in the United States Up 4 Percent

Hatcheries in the United States weekly program set 226 million eggs in incubators during the week ending July 8, 2017, up 4 percent from a year ago. Hatcheries in the 19 State weekly program set 217 million eggs in incubators during the week ending July 8, 2017, up 3 percent from the year earlier. Average hatchability for chicks hatched during the week in the United States was 83 percent. Average hatchability is calculated by dividing chicks hatched during the week by eggs set three weeks earlier.

Broiler-Type Chicks Placed in the United States Up 2 Percent

Broiler growers in the United States weekly program placed 182 million chicks for meat production during the week ending July 8, 2017, up 2 percent from a year ago. Broiler growers in the 19 State weekly program placed 175 million chicks for meat production during the week ending July 8, 2017, up 2 percent from the year earlier. Cumulative placements from the week ending January 7, 2017 through July 8, 2017 for the United States were 4.88 billion. Cumulative placements were up 2 percent from the same period a year earlier.



Coming this December.
Your response will shape the future of your operation, community, and industry.
www.agcensus.usda.gov

