

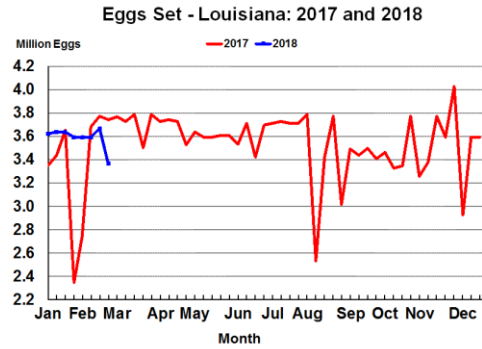
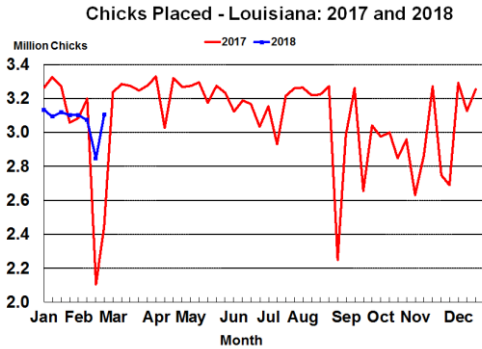


Cooperating with the Louisiana Department of Agriculture and Forestry
5825 Florida Blvd · Baton Rouge, LA 70806
(225) 922-1362 · (225) 922-0744 FAX · www.nass.usda.gov/la

Louisiana Chick Placements Up 27 Percent from Last Year

Broiler-type chicks placed for meat production in Louisiana were 3.10 million during the week ending February 24, 2018. Placements were up 27 percent from the comparable week in 2017 and up 9 percent from the previous week.

Louisiana hatcheries set 3.36 million broiler-type eggs during the week ending February 24, 2018, down 10 percent from the same period last year and down 8 percent from the previous week.



Broiler Eggs Set and Chicks Placed - 19 Major States by Week: January 27, 2018 - February 24, 2018



State	Eggs Set					Chicks Placed				
	Week Ending					Week Ending				
	27-Jan	3-Feb	10-Feb	17-Feb	24-Feb	27-Jan	3-Feb	10-Feb	17-Feb	24-Feb
	(1,000 eggs)	(1,000 eggs)	(1,000 eggs)	(1,000 eggs)	(1,000 eggs)	(1,000 chicks)	(1,000 chicks)	(1,000 chicks)	(1,000 chicks)	(1,000 chicks)
Alabama	28,981	29,583	29,955	29,486	29,723	21,947	22,071	20,989	21,344	21,344
Arkansas	24,157	24,549	24,054	24,243	24,172	21,617	21,783	22,485	22,005	21,642
Delaware	5,331	5,269	5,303	5,258	5,260	4,373	5,785	4,741	5,305	5,237
Florida	1,221	1,006	1,161	1,224	1,173	1,199	1,257	1,247	1,136	1,170
Georgia	35,149	35,272	35,226	34,836	35,338	28,093	27,823	27,813	27,618	27,469
Kentucky	7,871	7,879	7,645	7,939	7,797	5,262	6,441	6,334	5,796	6,385
Louisiana	3,591	3,591	3,591	3,667	3,364	3,101	3,101	3,073	2,845	3,103
Maryland	7,899	8,253	7,763	8,223	8,115	5,905	5,335	6,205	5,814	5,888
Mississippi	18,225	18,213	18,518	18,250	18,608	14,733	15,223	15,016	15,174	15,138
Missouri	8,033	7,851	8,025	7,930	8,060	6,483	5,469	5,658	5,278	6,077
N. Carolina	21,714	22,407	21,282	22,708	22,926	17,831	17,144	17,255	17,234	17,973
Oklahoma	7,652	7,638	7,873	7,849	7,885	3,749	3,976	3,671	3,929	3,943
Pennsylvania	5,187	4,900	5,442	5,404	5,355	4,158	4,085	4,179	4,077	3,900
S. Carolina	5,670	5,813	5,761	5,667	5,719	4,852	4,712	4,300	5,131	4,638
Texas	16,323	16,446	16,553	16,020	16,091	12,699	12,836	12,859	13,590	13,344
Virginia	6,328	6,342	6,546	6,629	6,664	6,557	5,645	5,595	5,254	5,999
CA,TN & WV	11,959	12,675	12,430	12,610	12,657	10,909	9,771	10,080	10,905	10,520
Other States	9,348	9,203	9,052	9,485	9,113	7,170	7,108	6,820	7,309	7,307
U.S. Total	224,639	226,890	226,180	227,428	228,020	180,638	179,565	178,320	179,744	181,077
% of Prev. Year	102	103	102	102	102	101	101	100	100	101

Broiler-Type Eggs Set in the United States Up 2 Percent

Hatcheries in the United States weekly program set 228 million eggs in incubators during the week ending February 24, 2018, up 2 percent from a year ago. Average hatchability for chicks hatched during the week in the United States was 82 percent. Average hatchability is calculated by dividing chicks hatched during the week by eggs set three weeks earlier.

Broiler-Type Chicks Placed in the United States Up 1 Percent

Broiler growers in the United States weekly program placed 181 million chicks for meat production during the week ending February 24, 2018, up 1 percent from a year ago. Cumulative placements from the week ending January 6, 2018 through February 24, 2018 for the United States were 1.45 billion. Cumulative placements were up 1 percent from the same period a year earlier.



There's Still Time to Be Counted. Respond Today!
Respond Online. www.agcounts.usda.gov
For assistance completing the census, call toll-free (888) 424-7828.
www.agcensus.usda.gov