



**United States Department of Agriculture
National Agricultural Statistics Service
Delta Regional Office: Louisiana**
<http://www.nass.usda.gov/la/>




**Cash Rents
by Land Type and Parish, 2017**

District & County	Irrigated		Non-Irrigated		Pastureland	
	2016	2017	2016	2017	2016	2017
	<i>Dollars per Acre</i>		<i>Dollars per Acre</i>		<i>Dollars per Acre</i>	
District 10						
Bossier	1	2	33.00	30.00	15.00	1
Caddo	1	2	57.50	56.00	28.00	1
De Soto	1	2	28.00	24.50	26.00	19.50
Red River	1	2	78.50	69.00	24.00	25.50
Webster	-	2	12.00	11.00	7.00	1
Other Counties	75.00	2	-	-	-	25.00
District 10 Total	75.00	2	55.50	51.00	24.50	23.50
District 20						
Bienville	1	-	11.00	12.00	8.00	1
Caldwell	1	107.00	72.00	68.00	24.50	18.00
Claiborne	-	-	13.50	1	13.50	11.00
Jackson	-	-	1	1	1	1
Lincoln	-	-	18.50	14.00	12.00	13.00
Ouachita	117.00	117.00	78.00	78.50	26.50	21.00
Union	-	-	40.50	29.50	27.50	27.50
Winn	-	-	1	1	1	1
Other Counties	85.50	-	23.00	16.50	14.50	12.00
District 20 Total	115.00	113.00	58.00	63.00	20.50	17.50
District 30						
East Carroll	130.00	131.00	115.00	115.00	1	1
Franklin	118.00	124.00	86.00	80.50	26.00	34.00
Madison	128.00	132.00	122.00	122.00	20.00	1
Morehouse	119.00	128.00	89.50	89.50	1	1
Richland	113.00	125.00	59.00	69.00	30.50	40.50
Tensas	112.00	125.00	105.00	105.00	1	1
West Carroll	127.00	129.00	66.00	85.50	1	35.50
Other Counties	-	-	-	-	26.50	22.00
District 30 Total	122.00	128.00	107.00	100.00	27.00	33.50
District 40						
Natchitoches	67.00	2	53.00	49.00	21.50	20.00
Sabine	-	2	1	1	9.10	1
Vernon	-	2	1	1	15.00	1
Other Counties	-	2	32.00	24.00	-	18.50
District 40 Total	67.00	2	51.00	46.00	19.50	20.00
District 50						
Avoyelles	114.00	132.00	79.00	86.50	21.50	26.50
Catahoula	148.00	146.00	69.00	62.50	18.50	19.00
Concordia	109.00	1	99.00	103.00	1	1
Evangeline	70.00	66.50	102.00	38.00	19.00	19.50
Grant	-	-	77.00	88.00	28.00	25.50
La Salle	-	-	1	1	1	1
Pointe Coupes	74.50	1	70.00	85.50	21.00	23.00
Rapides	106.00	107.00	79.50	95.50	24.00	19.50
St. Landry	61.00	61.00	61.00	69.00	22.50	20.50
West Baton Rouge	-	1	1	1	1	33.50
Other Counties	-	103.00	57.50	40.50	17.00	17.00
District 50 Total	87.50	98.00	78.50	83.50	22.00	22.00
District 60						
East Baton Rouge	2	2	11.50	10.50	15.00	19.00
East Feliciana	2	2	14.00	14.00	14.00	13.00
Livingston	2	2	1	1	1	1
St. Helena	2	2	14.00	1	21.50	21.00
St. Tammany	2	2	1	1	1	1
Tangipahoa	2	2	23.00	23.00	27.00	24.50
Washington	2	2	23.50	23.50	22.50	17.00
West Feliciana	2	2	22.00	1	19.00	14.50
Other Counties	-	-	15.50	23.00	19.00	20.50
District 60 Total	2	2	19.00	19.00	19.00	18.50
District 70						
Acadia	64.00	64.50	32.00	37.00	24.50	21.00
Allen	50.50	61.00	1	17.00	20.00	17.00
Beauregard	1	1	19.50	1	7.00	9.70
Calcasieu	45.50	44.50	14.00	14.00	9.60	9.40
Cameron	1	1	1	8.70	7.00	5.70
Jefferson Davis	53.50	60.00	12.50	1	10.50	11.00
Vermilion	53.00	57.50	63.00	55.50	16.00	16.00
Other Counties	61.00	56.50	16.50	16.50	-	-
District 70 Total	57.00	60.00	37.00	32.50	10.00	9.90
District 80						
Assumption	2	1	1	1	1	1
Iberia	2	1	81.00	1	10.50	17.50
Iberville	2	-	35.50	43.00	17.50	16.00
Lafayette	2	62.00	66.00	64.00	17.50	1
St. Martin	2	1	75.00	72.00	1	1
St. Mary	2	-	1	1	10.00	1
Other Counties	-	65.00	98.50	93.00	9.40	12.50
District 80 Total	2	65.00	74.00	71.50	14.50	14.00

District 90							
Ascension	2	2	1	1	11.50	19.50	
Jefferson	2	2	-	-	1	1	
Lafourche	2	2	1	16.00	17.50	12.00	
Orleans	2	2	-	-	-	-	
Plaquemines	2	2	1	1	12.50	13.00	
St. Bernard	2	2	1	-	1	1	
St. Charles	2	2	1	1	1	1	
St. James	2	2	1	73.00	1	1	
St. John the Baptist	2	2	1	-	1	1	
Terrebonne	2	2	1	70.00	1	1	
Other Counties	-	-	65.00	25.00	15.50	14.00	
District 90 Total	2	2	65.00	63.00	15.00	14.00	
Other Districts	56.50	73.50	-	-	-	-	
State Total	100.00	104.00	72.00	71.00	18.00	17.00	

¹ Included in Other Counties.



² Included in Other Districts.



Coming this December.

Your response will shape the future of your operation, community, and industry.

www.agcensus.usda.gov

U.S. Department of Agriculture
National Agricultural Statistics Service